







Symbol Marks

Abbreviation

The following symbols stand for:

-  :Apply engine oil.
-  :Apply brake fluid.
-  :Apply grease.
-  :Apply Automatic Transmission Fluid.
-  : Apply Power Steering Fluid.
-  :Apply or check vacuum.
- ①, ②, ③, :Sequence for removal or installation.

①, ②, ③, :Sequence for removal or installation.

A/C	Air Conditioner
A/T	Automatic Transmission
ATF	Automatic Transmission Fluid
B or BAT	Battery
CATA	Catalytic Converter
EACV	Electronic Air Control Valve
ECU	PGM-FI Electronic Control Unit
EGR	Exhaust Gas Recirculation
EX	Exhaust
GND	Ground
IG	Ignition
IN	Intake
INT	Intermittent
L	Left
LHD	Left Hand Drive
M/T	Manual Transmission
RCV	Poaitive Crankcase Ventilation
PGM-FI	Programmed Fuel-Injection
P/S	Power Steering
R.	Right
RHD	Right Hand Drive
SW	Switch
SOL. V	Solenoid Valve
TDC	Top Dead Center
<div>P</div>	Parking
<div>R</div>	Reverse
<div>N</div>	Neutral
<div>D₄</div>	Drive Position (1st~4th)
<div>D₃</div>	Drive Position (1st~3rd)
<div>2</div>	Fixed 2nd speed
<div>1</div>	Fixed 1st speed
<div>S</div>	S signal/S Switch